



# Impressions

The Open Mind Company Newsletter

*To facilitate access to information and ideas by providing affordable library management solutions*

October 2009. Vol 2 Num 10

## In This Issue

New Mandarin Oasis 1.1.1 and Mandarin M3 1.7SP1b

Rate this book

## Quick Links

[More About Us](#)  
[Products](#)  
[Services](#)  
[Contact Us](#)

AASL  
14th National  
Conference  
Charlotte, NC



Nov. 5-8, 2009

**Stop by and**

## **New Mandarin Oasis 1.1.1\* and Mandarin M3 1.7SP1b\*\* are Available**

### ***We keep improving upon the best: Oasis 1.1.1\* (August 2009)***

As always, we appreciate your suggestions for making Oasis better for your library, records and patrons. Our technical team is always working to improve existing and create new, useful features of all our automation software solutions.

#### ***Updates to Oasis:***

If you have an older version, now is the time to upgrade to Oasis 1.1.1\* for these great upgrades for your library software.

Here is what we've done:

#### ***Circulation.***

- Implemented support for Ratings.
- An issue with changing the Due date has been corrected. When the Due date was manually changed, 993#6 of the holding record was not updated with the new date. This caused the incorrect date to display in the Transaction pane.
- A cosmetic issue involving the Change Date window and Firefox has been addressed.

#### ***OPAC (Web OPAC 2.2.1).***

- Added Italian UI language support.
- Implemented support for Ratings.
- The default Record Icons definition has been updated to handle

**visit us at  
Booth 761**

and experience  
the new  
dimension of  
Oasis 1.1.1 and  
M3 1.7SP1b

Join Our  
Mailing List



the DVD icon created by the M3 DVD legacy template. In addition, the templates supplied in Oasis have been updated to support the DVD icon in records created using the legacy M3 DVD template.

### ***Experience Mandarin's M3 1.7 SP1b\*\* (August 2009)***

Mandarin M3® is known for its powerful, sophisticated yet simple-to-use features - and now there's more of the same!, Now is the time to upgrade to version 1.7 SP1b.

The latest M3 Core version 1.7 SP1b features the following updates, benefits and features:

#### ***Circulation.***

- An issue involving hourly bookings has been addressed. In the case where an item has two hourly bookings close together, if the first booking is converted to a loan that will overlap all, or part, of the second booking, there will now be an option to adjust the loan.
- Temporary items created on-the-fly now loan properly.
- An issue that prevented missing items being returned during Upload Transactions session has been addressed.

#### ***Configuration Editor.***

- Configuration editor has been updated to handle installation and validation of the optional Ratings table.

#### ***OPAC.***

- OPAC now supports a DVD icon. In the M3 OPAC, the DVD icon will show if 007/00 = 'v' and 007/01 = 'd'. The 'd' in position 1 indicates a Videodisc. Due to a limitation in M3 OPAC's Media Type manager, the rule is slightly different from that originally implemented in Oasis. Oasis 1.1.1 has been updated to support both rules. The Template supplied in M3 has been updated to handle both rules.

#### ***Record Definition Files.***

- Record definition files have been updated to support field 490 (Series Statement).
- A new definition file for the Ratings table has been included.

***\* You must have a current Mandarin Oasis Annual Service and Update Agreement to be eligible to download the upgrade to Oasis 1.1.1.***

***\*\* You must have a current Mandarin M3 Annual Service and Update Agreement to be eligible to download the upgrade to M3 1.7SP1b.***





## Rate this Book!

Was that latest Dan Brown book excellent? Would your students recommend *The Hunger Games* to each other? With the latest version of Oasis/WebOPAC, your patrons can now give their own ratings to books they have read, while still maintaining privacy and security in your system. In public libraries, patrons can see how the rest of their community might feel about various books. In schools, students are able to choose books that have been enjoyed by their classmates.


To use this feature, patrons must be able to log into their own accounts. They can then follow these steps to add their vote to a title:






- Click on "Sign In" and enter login name and password.
- Enter a search.
- Click on the "Comments" link in the Search Results display for the selected title.\*
- If anyone has submitted comments about this book, they will appear here. Click on the "Rate This Book!" button.


### Rate This Book!

From time to time : a novel /

[Search Results](#) > [Comments](#)

**Bibliographic Rating Summary (8 Raters)** 

Excellent		(2)	Raters	[25%]
Good		(2)	Raters	[25%]
Average		(2)	Raters	[25%]
Poor		(0)	Raters	[0%]
Very Poor		(2)	Raters	[25%]

**Rank it!** 

- This screen shows the number of previous votes with percentages and the average rating. Below this, in a box next to the words "Rank it!", are five book icons. Click on the book that represents your rating of this item, from very poor to excellent.
- Click on the "Search Results" link to return to the Results screen.
- The rating for each book displays at the bottom of the Details screen.

Comments can be added as well, after they have been screened by the librarian. School librarians can use this feature to enter student reviews. Other librarians may want to cut and paste evaluations from patron emails. The "Contact Your Librarian" link on the ratings page makes it easy for patrons to send their comments.

If you are interested in using ratings and comments in Oasis or the WebOPAC, contact [support@mlasolutions.com](mailto:support@mlasolutions.com) for instructions on how to install and configure this feature.

\*Only items with an ISBN in the bibliographic record can attach ratings or comments.

The Mandarin Team  
Mandarin Library Automation  
[www.mlasolutions.com](http://www.mlasolutions.com)

Get in touch with us by phone or e-mail, it's easy:

- To request a consultation with a library automation specialist, [click here.](#)
- To request a live webinar with a library automation specialist, [click here.](#)
- To request instructions for a free sample data conversion, [click here.](#)
- For Technical Assistance,
  - e-mail: [support@mlasolutions.com](mailto:support@mlasolutions.com)
  - Phone: +1 561 995 4010 ext. 4
  - Toll Free: 1 800 426 7477 ext. 4 (USA & Canada Only)
- For Customer Service,
  - e-mail [custserve@mlasolutions.com](mailto:custserve@mlasolutions.com)
  - Phone: +1 561 995 4010 ext. 3
  - Toll Free: 1 800 426 7477 ext. 3 (USA & Canada Only)
- For more information or to request a call from one of our Library Automation Specialists,
  - e-mail: [automation@mlasolutions.com](mailto:automation@mlasolutions.com)
  - Phone: +1 561 995 4010 ext. 751
  - Toll Free: 1 800 426 7477 ext. 751 (USA & Canada Only)
  - Fax: +1 561 995 4065